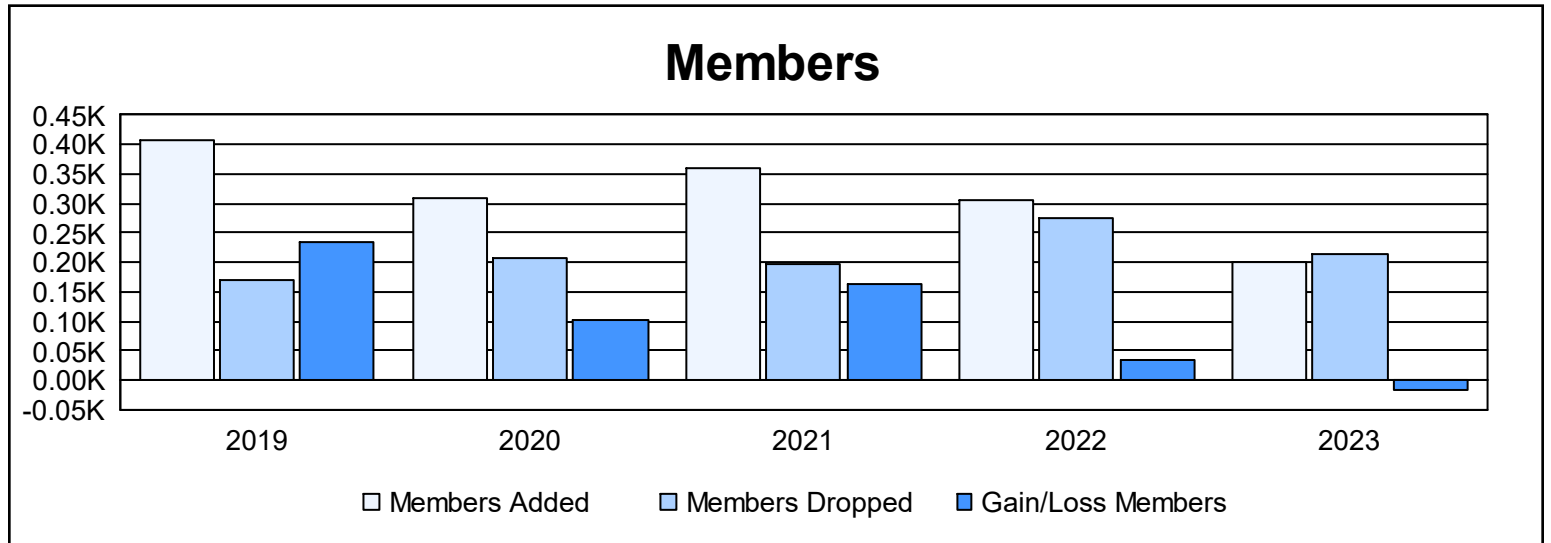
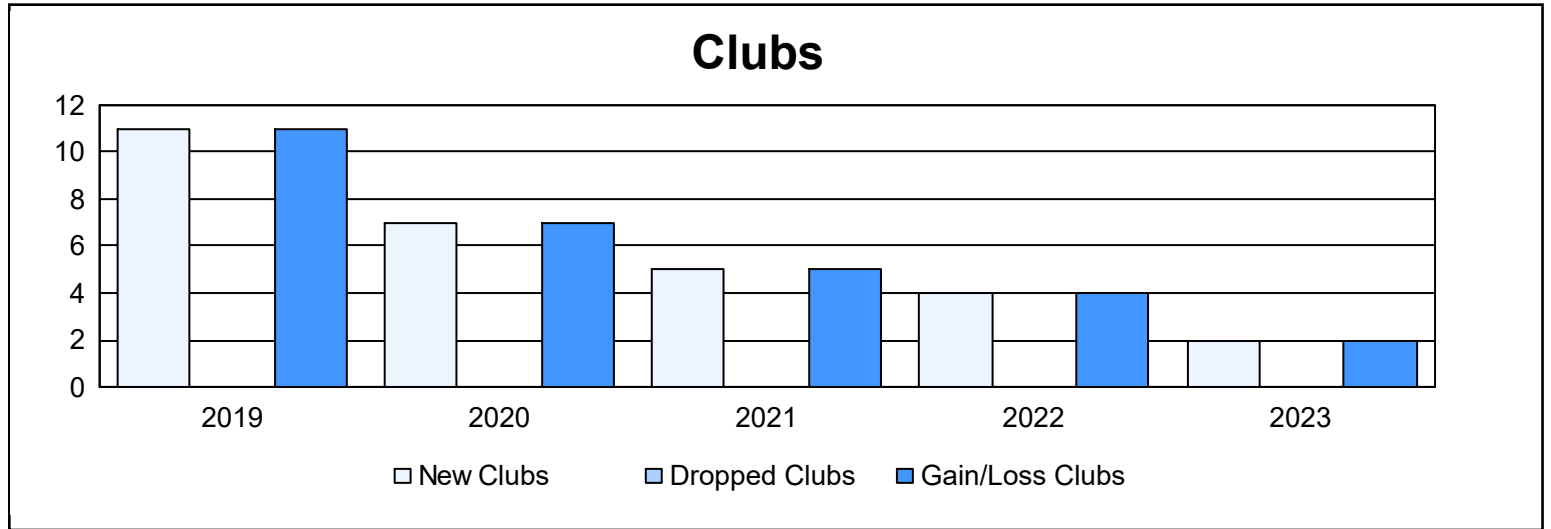
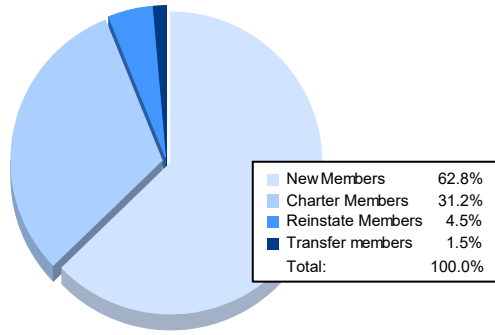


| Year | New Clubs | Dropped Clubs | Gain/ Loss Clubs | New Members | Charter Members | Reinstate Members | Transfer Members | Total Member Added | Total Members Dropped | Gain/ Loss Members |
|----------------|-----------|---------------|------------------|-------------|-----------------|-------------------|------------------|--------------------|-----------------------|--------------------|
| 2018-2019 | 11 | 0 | 11 | 153 | 239 | 13 | 1 | 406 | 170 | 236 |
| 2019-2020 | 7 | 0 | 7 | 121 | 175 | 13 | 1 | 310 | 208 | 102 |
| 2020-2021 | 5 | 0 | 5 | 230 | 113 | 6 | 10 | 359 | 196 | 163 |
| 2021-2022 | 4 | 0 | 4 | 201 | 87 | 14 | 5 | 307 | 274 | 33 |
| 2022-2023 | 2 | 0 | 2 | 125 | 62 | 9 | 3 | 199 | 215 | -16 |
| Average | 6 | 0 | 6 | 166 | 135 | 11 | 4 | 316 | 213 | 104 |



Membership Composition June 2023 Cumulative



Gender Composition June 2023 Cumulative

